

3d solo drone battery diagram





Overview

What happens if the battery is low on a SOLO drone?

If a secondary error occurs (low voltage, signal loss) the drone will initiate an immediate landing procedure at current location. Controller display will give a battery warning at 25% and 10%. At 5%, SOLO will immediately initiate the “Return to Home” program. DO NOT let battery reach 0%, as this will ruin the battery.

What is a 3D Robotics solo?

1. Introduction The 3D Robotics (3DR) SOLO is a commercial hobby type UAS commonly used for photography and recreational use, and provides a stable platform for aerial photography. This document describes operating and maintenance procedures developed with the help of the University of Nevada AirCTEMPs instrument center.

How do you Power a solo smart battery?

As a lithium polymer battery, the Solo Smart Battery requires specific. Powering To power Solo, insert the battery into Solo’s battery bay and slide the battery forward until it clicks into place. Press and hold the battery power button to turn on Solo.

Does 3DR solo work on Android?

It can interfere ® with Solo’s communication signals and cause unexpected behavior. Visit 3dr.com/soloapp or download “3DR Solo” from the App Store or Google Play Store. 3DR Solo works with iOS 8.0 or later and Android 4.3 or later. For Android, you must also install the “3DR Services” app to your device.

What are the 3DR solo documents?

This document is intended for AirCTEMPs aircrew familiar with the operations and maintenance of the 3DR SOLO. The following 3DR documents provide



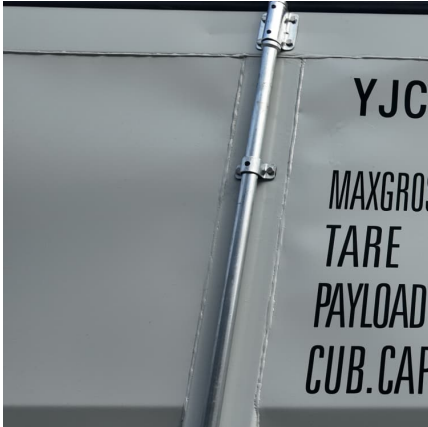
supplemental and more detailed information: SOLO Quick Start Guide and the SOLO User's Manual; which contains a section on safety procedures.

What should I do if my solo battery is low?

Use return home after receiving a low battery notification or to end your flight easily. Don't expose the battery to extreme temperatures. The battery functions optimally when used in -4° F to 140° F; operating Solo at the extremes of this range can affect its performance.

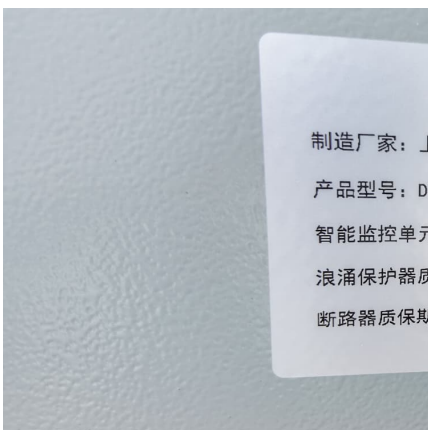


3d solo drone battery diagram



Operation Manual

Solo is powered by the rechargeable Solo Smart Battery that provides up to 25 minutes of flight time per full charge. (Keep in mind that flight time depends on payload, wind conditions, ...



[3DR SOLO OPERATION MANUALS Pdf Download, ManualsLib](#)

The battery functions optimally when used in -4°F to 140°F ; operating Solo at the extremes of this range can affect its performance. If the battery is hot to the touch, wait for it to cool before ...



Aircrew Operator's and Maintenance Manual: 3D Robotics ...

To predict battery replacement interval, the voltage of each battery shall be recorded in a battery log along with the flight time and the percent battery remaining as indicated on the tablet/laptop ...

[3DR Solo Tutorial-Information Links NEW](#)

It includes sections on battery documents and mods, the BMSOne battery management system, Mission Planner software, Open Solo firmware, wiring diagrams, motor pods, cameras, 3D ...



Aircrew Operator's and Maintenance Manual: 3D Robotics ...

By exploring the intricacies and operation of the 3DR Solo controller battery pinout without explicitly naming it, we gain a deeper understanding of its inner workings.



3DR Solo Controller Battery Pinout

By exploring the intricacies and operation of the 3DR Solo controller battery pinout without explicitly naming it, we gain a deeper understanding of its inner workings.



3DR Solo User Manual

The Solo package includes the Solo Vehicle with The Frame (for mounting a GoPro camera), the Solo Controller, propellers (four plus two spares), the Solo Smart Battery, the Solo Smart ...





[3DR SOLO USER MANUAL Pdf Download . ManualsLib](#)

Ensure that both the controller and Solo are powered, the controller has at least 50% battery remaining, and the app is connected to Solo Wi-Fi. The total update process can take up to 10 minutes.



[3DR SOLO USER MANUAL Pdf Download . ManualsLib](#)

Ensure that both the controller and Solo are powered, the controller has at least 50% battery remaining, and the app is connected to Solo Wi-Fi. The total update process can take up to 10 ...



[Solo Battery Drawing . 3D Robotics Drone Forum](#)

Here is a sketch I made of the Solo battery. I didn't place dimensions on the drawing since my purpose was for other reasons. I did however place a scaled cube as a ...




User Manual

Solo is powered by the rechargeable Solo Smart Battery, which provides up to 25 minutes of flight time per full charge. (Note: Flight time depends on payload, wind conditions, elevation, ...



[3DR Solo Tutorial-Information Links NEW](#)

It includes sections on battery documents and mods, the BMSOne battery management system, Mission Planner software, Open Solo firmware, wiring diagrams, motor pods, cameras, 3D printed parts, antennas and ...



Contact Us

For catalog requests, pricing, or partnerships, please visit:
<https://www.conrad.edu.pl>