


# **Average household energy storage price per 1GW in Netherlands**





## Overview

---

Average consumer prices per kilowatt hours of variable costs for the delivery of electricity. Both existing contracts and new contracts are part of this average price.

Average consumer prices per kilowatt hours of variable costs for the delivery of electricity. Both existing contracts and new contracts are part of this average price.

This table contains consumer prices for electricity and gas. Weighted average monthly prices are published broken down into transport rate, delivery rates and taxes, both including and excluding VAT. These prices are published on a monthly basis. When first published, the figures are provisional.

Electricity pricing in the Netherlands is made up of three major components: Energy Supply Costs – The actual cost of electricity, determined by wholesale market rates and supplier margins. This accounts for about 40% of a typical household bill. Grid Fees – Regulated charges for using the.

The current energy prices are € 0,32 per kWh for electricity and € 1,37 per cubic meter (m<sup>3</sup>) for gas. These are the average energy prices based on the rates for new variable energy contracts from the 19 largest energy suppliers. Including energy tax and 21% VAT. Including energy tax and 21% VAT.

As of now (23-02-2024), the electricity price in the Netherlands is on average around €0.36 per kWh. This rate is pivotal for households trying to manage their utility expenses effectively. Understanding the electricity price in the Netherlands is crucial for expats who are navigating their new.

Real-time prices with interactive 24-hour chart showing current rates and trends Complete collection of widgets in different sizes for every use case Configure electricity and gas fees, energy tax rates, and VAT calculations Multiple widget sizes showing current prices and charts at a glance Quick.

The price for 1 kWh of Electricity for households in the Netherlands in 2023 is approximately €0.475. Business Electricity Price (per kWh): For businesses,



the price for 1 kwh price Netherlands is approximately €0.508. However, these electricity prices can fluctuate throughout the year due to. How much does electricity cost in Netherlands?

Business Electricity Price (per kWh): For businesses, the price for 1 kwh price Netherlands is approximately 0.508. However, these electricity prices can fluctuate throughout the year due to various factors, such as changes in energy demand, supply, and external market influences.

How much does electricity cost in the Netherlands in 2023?

Household Electricity Price (per kWh): The price for 1 kWh of Electricity for households in the Netherlands in 2023 is approximately 0.475. Business Electricity Price (per kWh): For businesses, the price for 1 kwh price Netherlands is approximately 0.508.

What is the price of 1 kWh in Netherlands?

For businesses, the price for 1 kwh price Netherlands is approximately 0.508. However, these electricity prices can fluctuate throughout the year due to various factors, such as changes in energy demand, supply, and external market influences. This variability can make it challenging for consumers to accurately predict their monthly energy bills.

What happens if you pay more for energy contracts in the Netherlands?

As a result, from 1 January onwards, all consumers again pay the prices in their energy contracts. In December 2023, approximately 450,000 households in the Netherlands had a contract with prices above the price cap. For consumers who now pay more, it can pay off to look for more economical contracts and to switch energy suppliers.

What are the different types of energy contracts in the Netherlands?

Energy contracts in The Netherlands distinguish between three different types of energy prices: fixed, variable, and dynamic energy prices. With a fixed energy contract, the prices for electricity and/or gas remain fixed for a set period. This period can be for six months, one year, three years, or five years.

Are electricity price caps a problem in the Netherlands?

Like many other countries, the Netherlands has been grappling with fluctuations in electricity price in Netherlands in recent years. These



fluctuations have led to concerns among consumers and policymakers, prompting discussions about price caps and the future of energy pricing in the country.



## Average household energy storage price per 1GW in Netherlands

---



### [Netherlands: electricity prices 2025, Statista](#)

Electric energy prices in the Netherlands amounted to some 63 euros per megawatt-hour in March 2024, one of the lowest prices in the country since 2021.

### [Million sets per year! Household savings "take off"](#)

In comparison, the household storage system can enable household users to produce, store and manage clean energy more efficiently and economically. It has become an important part of the ...



### [BNEF finds 40% year-on-year drop in BESS costs](#)

Around the beginning of this year, BloombergNEF (BNEF) released its annual Battery Storage System Cost Survey, which found that global average turnkey energy storage system prices had fallen 40% from 2023 ...

### **BESS market in the Netherlands**

BESS unit prices in China, USA & Europe \*DNV  
Capex prices of utility scale BESS projects with  
4-hour duration. BESS unit prices include battery  
cells, racks, enclosure & PCS. This is ...



### Average energy consumption: How much does your household ...

Learn what the average energy consumption is per household, housing type, and family composition. Save energy and optimize your consumption with Chargee.



### Current electricity prices in all areas of Netherlands today

Detailed spot price on electricity hour by hour in Netherlands today. Check how much it cost to use electrical appliances with the current electricity prices in Netherlands.



### Netherlands Energy Information

Energy consumption per capita reached 3.4 toe in 2023 and is 17% higher than the EU average, mainly because of the large refining and petrochemical industries. Per capita electricity consumption is 6 100 kWh, which is 10% ...





## Cost Projections for Utility-Scale Battery Storage: 2023 ...

Executive Summary In this work we describe the development of cost and performance projections for utility-scale lithium-ion battery systems, with a focus on 4-hour duration ...



## Energy price scenarios

Energy price scenarios The price cap reduces the impact of higher energy prices on the purchasing power of households. Nonetheless, the purchasing power of the average ...

## [Electricity Price in Netherlands: Energy Price Cap](#)

Discover the 2023 electricity prices for households and businesses in the Netherlands, with rates. Learn how to calculate your energy costs and stay informed about price caps and electricity price Netherlands.



## Energy storage costs

Overview Energy storage technologies, store energy either as electricity or heat/cold, so it can be used at a later time. With the growth in electric vehicle sales, battery storage costs have fallen ...



### Household battery storage costs: So near and yet so far

The main points: SolarQuotes has done a great job putting together data on 28 different household storage systems on the market to date. The data shows a median capital cost of \$9000 or \$1800 per



### **Electricity prices**

Electricity Prices: What's on Your Bill? Electricity pricing in the Netherlands is made up of three major components: Energy Supply Costs - The actual cost of electricity, determined by ...

### **Dutch gas prices among Europe's highest, taxes seen as key factor**

Dutch households face some of the highest gas prices in Europe, with the average rate reaching 17.8 cents per kilowatt-hour (kWh), according to data from the ...





### **Average Netherlands resident to spend EUR323 less on energy bill ...**

The energy bill will drop significantly this year thanks to the decreased prices for gas and electricity. For an average household, that amounts to a saving of 323 euros per year, ...

### How much does an m<sup>3</sup> of water cost in the Netherlands

One m<sup>3</sup> (1,000 litres) of drinking water costs an average of EUR 1.21, excluding taxes. With taxes, an m<sup>3</sup> costs an average of EUR 1.60. [1] Regional water company The exact amount per m<sup>3</sup> of ...




### Average energy prices for consumers, 2018

Description topics Natural gas Transport rate  
Average consumer prices per year for transport of electricity or gas, destined for the network operator. The actual amount may ...

### Ebn INFOGRAPHIC EN VERSIE 2020 A3\_final

An average household consists of 2.2 people and used 1270 m<sup>3</sup> of natural gas and 2790 kWh of electricity in 2018 (if natural gas connection and not temperature corrected). The 7.9 million ...



### [Energy prices in the Netherlands: what's changing in ...](#)

From increasing taxes to new policies, this is how energy prices in the Netherlands are changing next year. The Netherlands is getting rid of the price ceiling. At the start of 2023, the Dutch government introduced a price ...




## Netherlands

Historically, Netherlands - Electricity prices: Non-household, medium size consumers reached a record high of EUR0.19 Kilowatt-hour in December of 2023 and a record low of EUR0.06 Kilowatt-hour in December of 2017.



### **ACM Energy Monitor: Natural-gas price up, filling rates of gas ...**

The Dutch central government has lowered the energy taxes on electricity and natural gas with 1 eurocent per consumption unit from 2025. ACM's Monitor on the consumer ...





### Million sets per year! Household savings "take off"

2 ???· In comparison, the household storage system can enable household users to produce, store and manage clean energy more efficiently and economically. It has become an important ...



### **The Netherlands has the third most expensive gas prices in Europe**

Dutch gas prices are among the highest in Europe, energy comparison platform Energievergelijk has reported based on the latest data from the Household Energy Price Index (HEPI). With ...

### **Energy prices in the Netherlands expected to drop 12 percent in ...**

Based on the energy prices of January 2024, Statistics Netherlands (CBS) has reported that an average household in the Netherlands is expected to pay 2.363 euros per year on energy in ...




### **Netherlands Energy Information**

Energy consumption per capita reached 3.4 toe in 2023 and is 17% higher than the EU average, mainly because of the large refining and petrochemical industries. Per capita electricity ...



### What Does Green Energy Storage Cost in 2025?

In 2025, you're looking at an average cost of about \$152 per kilowatt-hour (kWh) for lithium-ion battery packs, which represents a 7% increase since 2021. Energy storage systems (ESS) for four-hour durations exceed \$300/kWh, marking the ...



### Prices of natural gas and electricity , CBS

This table shows the average prices paid for natural gas and electricity. The total prices represent the sum of energy supply prices and network prices. The total price is the price paid by an end-user, for instance a ...

### **Energy prices Netherlands , Gas & Electricity prices ...**

The market concerning energy prices in the Netherlands, in particular gas and electricity prices in the Netherlands, is very dynamic and complicated. Whether you are an expat in Amsterdam, The Hague, Utrecht or ...





### Netherlands: Energy Country Profile

Netherlands: Many of us want an overview of how much energy our country consumes, where it comes from, and if we're making progress on decarbonizing our energy mix. This page provides the data for your chosen country across all ...

### Facts & figures energy system

The energy system in the Netherlands is undergoing significant changes, both in terms of energy sources and production. Gas still plays a significant role in the overall energy consumption, ...



### Energy bills 2 percent lower , CBS

The average household in the Netherlands spends 2,065 euros on energy bills each year based on January 2025 energy prices. That is 43 euros less than in January 2024, a ...

## Contact Us

For catalog requests, pricing, or partnerships, please visit:  
<https://www.conrad.edu.pl>