

Beats solo 3 battery indicator





Overview

How do I Check my Beats Solo 3 battery life?

Next to the charging port, the Beats Solo 3 has an LED indicator that displays the battery status of the headphones. This indicator turns on when the headphones are turned on, connected, or charging. It provides a quick and convenient way to check the remaining battery life. 6. Audio Input.

What does a red light on Beats Solo 3 mean?

A steady red glow means the headphones have low power, while a flashing red light signifies the battery is virtually empty. The LED fuel gauge will flash white when charging and remain lit when charging is complete. Beats Solo 3 flashing red and white might have several meanings. In most cases, it means your headphones have a charging issue.

How to charge Beats Solo 3?

The charging port of the Beats Solo 3 is located on one of the ear cups. It uses a standard micro USB cable for charging, which can be connected to a computer, wall adapter, or power bank. The fast-fuel feature of the headphones allows for quick charging, providing up to 3 hours of playback with just a 5-minute charge. 5. LED Indicator.

How long does a Beats Solo 3 battery last?

The Beats Solo 3 are wireless on-ear headphones distinguished for their fine-tuned acoustics, remarkable battery life, and quick-charge capability. A single full charge provides up to 40 hours of playtime. A 5-minute charge offers up to 3 hours of listening time.

What are the control buttons on the Beats Solo 3?

Control Buttons Located on one of the ear cups, the Beats Solo 3 has control buttons that allow you to adjust the volume, play/pause music, skip tracks, take calls, and activate Siri or other voice assistants. These buttons are easily



accessible and provide a seamless user experience.

How do Beats Solo 3 headphones work?

The Beats Solo 3 headphones feature Bluetooth connectivity, allowing you to wirelessly connect them to your device. This enables you to listen to your favorite music or take calls without the hassle of tangled wires. 4. Controls



Beats solo 3 battery indicator




[Beats Solo 3 Flashing Red & White \(Top Fixes\)](#)

To check the battery life on your Beats headphones, simply press and hold the power button for a few seconds. The LED indicator lights on the headphones will indicate the ...

[How to Check Battery Level of BEATS Solo3 Wireless?](#)

In order to always have this comfort, it's very important to have Your headset charged, but how do You know that Your BEATS Solo3 Wireless is fully charged? That's why in this short tutorial I'll ...



How to Check Beats Solo 3 Wireless Battery Level? Feat Beats


Download the Beats app to unlock features that put you at the center of your music like never before. Now you can control your Beats product in multiple ways straight from ...

How to Check the Battery of Beats Solo 3: Tips for Uninterrupted ...

You can check your Beats Solo 3 battery level in several ways. Use the LED indicators on the headphones, check in the paired devices, or use



the Beats app, which ...



[BEATS Solo3 - How to Check Battery Level on Android](#)

Want to know how much battery is left on your BEATS Solo3 headphones when using an Android phone? In this video, we show you the easiest way to check the bat

How To Turn On Your Beats Solo 3

To check the battery level of your Beats Solo 3 headphones, simply turn them on and the LED indicator will display the battery status. A steady white light indicates a high ...



[How to Check the Battery on Beats: A Simple Guide](#)

To check the battery life on your Beats headphones, simply press and hold the power button for a few seconds. The LED indicator lights on the headphones will indicate the ...





Beats solo 3 diagram

Next to the charging port, the Beats Solo 3 has an LED indicator that displays the battery status of the headphones. This indicator turns on when the headphones are turned on, connected, or ...



How to Check Battery Beats Solo 3 for Optimal Performance and

Discover how to check the battery life of your Beats Solo 3 headphones with our comprehensive guide. Learn effective methods to monitor battery status on Apple and ...

[Beats Solo 3 Flashing Red & White \(Top Fixes\)](#)

The Beats Solo 3 has an LED fuel gauge with five indicator lights that display the headset's battery and charging status. When the device is flashing red and white, it usually ...



Beats solo 3 diagram


Next to the charging port, the Beats Solo 3 has an LED indicator that displays the battery status of the headphones. This indicator turns on when the headphones are turned on, connected, or charging.

How to Check Beats Solo 3 Wireless Battery



Level? Feat Beats

Download the Beats app to unlock features that put you at the center of your music like never before. Now you can control your Beats product in multiple ways straight from the app.



How to Check Battery Life on Beats Solo 3: Essential Tips for ...

You can check the battery life of your Beats Solo 3 headphones on iOS by opening the Control Center or going to Bluetooth settings in the Settings app. For Android, ...

Contact Us

For catalog requests, pricing, or partnerships, please visit:
<https://www.conrad.edu.pl>