

# **How to disassemble the pumping equipment for pumped water storage**





## Overview

---

To disassemble a submersible pump, prepare by shutting off the power supply and removing the control box. Next, drain the water from the pump and remove the motor shaft and sleeve coupling. After that, extract and preserve the thrust bearings.

To disassemble a submersible pump, prepare by shutting off the power supply and removing the control box. Next, drain the water from the pump and remove the motor shaft and sleeve coupling. After that, extract and preserve the thrust bearings.

In this video you will learn how to disassemble water pump step by step with the best easy way. more A water pump is a machine that is used to transfer water from one location to another. In this video you will learn how to disassemble water pump step by step with the best easy way. To donate to.

Knowing how to disassemble a submersible pump, you can independently identify faults and fix them at home. We will talk about how to correctly diagnose a breakdown in this material. We will also consider in detail the instructions for disassembling the pump with your own hands, providing the.

The disassembly and installation steps of water pumps in the urban water supply industry are key links to ensure the normal operation of the water supply system. This article will introduce the disassembly and installation process of water pumps to help you better understand and master this.

A brief video of a pump disassembly with acknowledgment of different pump parts during the process. For more information on water pumps and any questions please contact Flint & Walling today! Family Owned. American Proud. Family Owned. American Proud.

To disassemble a submersible pump, prepare by shutting off the power supply and removing the control box. Next, drain the water from the pump and remove the motor shaft and sleeve coupling. After that, extract and preserve the thrust bearings. Today, we'll discuss how to disassemble a submersible.



Knowing how to disassemble a submersible pump, you can independently identify malfunctions and fix them at home. We will talk about how to correctly diagnose a breakdown in this material. We will also consider in detail the instructions for disassembling the pump with our own hands, providing the. How to disassemble a submersible pump?

To disassemble a submersible pump, prepare by shutting off the power supply and removing the control box. Next, drain the water from the pump and remove the motor shaft and sleeve coupling. After that, extract and preserve the thrust bearings. Today, we'll discuss how to disassemble a submersible pump step-by-step, including your necessary tools.

How to dismantle a water pump?

1. Preliminary preparation: Close the inlet and outlet valves of the water pump, disconnect the power supply, and ensure that the work area is safe and without electricity. Before dismantling, a comprehensive inspection of the water pump should be conducted to ensure that it is in normal working condition. 2.

How do you disassemble a water pump?

3. Disassemble the pump body: Use specialized tools to disassemble parts of the pump body, including bearings, bearing seats, etc. Close the inlet and outlet valves as required, and discharge the water pressure in the pipeline. Then, use tools such as wrenches to remove the connecting nuts and flanges of the water pump inlet and outlet pipelines.

Why is disassembly and installation of water pumps important?

In short, the disassembly and installation of water pumps in the urban water supply industry is an important part of ensuring the normal operation of the water supply system. It is necessary to strictly follow the operation manual to ensure safe, correct, and efficient completion.

What tools do you need to disassemble a submersible pump?

Essential tools for disassembling a submersible pump include a stable table, a vice, screwdrivers, keys, and pliers. The table should have enough space to accommodate the pump and give you enough room to move around. The vice should be strong enough to hold the pump firmly in place while you work on it.



How do you maintain a water pump?

2.4 Preserve the pump inside by spraying through both inlet and outlet branches e.g. by means of pressure air. If pumps are mounted in a piping system, the coating can be sprayed through manometer holes on inlet and outlet branches. The treatment should be repeated once a year.



## How to disassemble the pumping equipment for pumped water stor

---



### How to disassemble a submersible pump: frequent breakdowns

Step-by-step instructions on how to disassemble a submersible pump with your own hands. The most common causes of malfunctioning water pumping equipment. Home troubleshooting tips.

...

### [How to Disassemble, Reassemble a Pump](#)


In this video, we show you how to disassemble a pump for cleaning and repairs, replace the internal components of its liquid end, and reassemble it. We review



### How to disassemble a submersible pump: frequent breakdowns

Problems with water supply may occur if the pump breaks down. Knowing how to disassemble a submersible pump, you can independently identify faults and fix them at home. We will talk

...




### How to disassemble a submersible pump: frequent breakdowns

Step-by-step instructions on how to disassemble a submersible pump with your own hands. The most common causes of malfunction of water



pumping equipment. Tips for troubleshooting at ...




### [What is a Water Storage Tank and How Does It Work?](#)

A water storage tank holds clean water from your reverse osmosis system or other treatment systems. Pressurized storage tanks force water out on demand, while atmospheric tanks ...

### **How to disassemble water pump**

A water pump is a machine that is used to transfer water from one location to another. In this video you will learn how to disassemble water pump step by step



### [How to Pump Water From Storage Tank to House](#)

Hopefully, the article on how to pump water from storage tank to house has helped get you started on installing a water pump system. So take the time now to ensure your ...





### Installation, Operation and Maintenance Instructions

ITT Goulds pumps will provide safe, trouble-free service when properly installed, maintained, and operated. Safe installation, operation, and maintenance of ITT Goulds Pumps equipment are ...



### **AFRY\_Pumped\_Storage\_Brochure\_final**

STORAGE Pumped schemes energy by pumping water from a lower reservoir into an upper reservoir when there is a surplus of electrical energy in a power grid. During periods back and ...

### **DESMI Pump Storage and Preservation**

If the pump shaft cannot be rotated freely by hand, the pump should be checked according to the pump Operation and Maintenance Instruction. Any forced restarting of a stuck pump is not ...




### How to Sterilize Breast Pump Parts Safely?

How to dry and store sterilized breast pump parts? Efficient drying techniques After sterilizing your breast pump parts, it's crucial to dry them thoroughly before storage or ...



### [Step-by-step guide for overhauling centrifugal pumps](#)

Complete instructions for repairing centrifugal pumps. Understand how your pumps work, how to disassemble, inspect, and reassemble after inspection.



### [Water Pump Troubleshooting: Common Issues and How to ...](#)

Discover effective water pump troubleshooting tips. Learn to identify and resolve common issues like low pressure, overheating, and leaks to keep your pump operating smoothly.

### [DISASSEMBLY & ASSEMBLY INSTRUCTIONS ...](#)

INTRODUCTION These instructions are for the maintenance personnel for maintenance and/or repair of the indicated pump series. Disassembly and assembly requires expertise and ...





[Stanwell , The way of water: How pumped hydro works](#)

Pumped hydro storage consumes more electricity than it produces - it requires about 20 per cent more electricity to pump water uphill ...

[Assembly and Disassembly of Pumps , PDF , Pump](#)

It describes the key components of each pump type and lists the step-by-step processes for removing parts during dismantling and replacing them in the ...




**Pumped-storage hydroelectricity**

Ludington Pumped Storage Power Plant in Michigan on Lake Michigan Pumped-storage hydroelectricity (PSH), or pumped hydroelectric energy storage (PHES), is a type of ...

**Pump Disassembly**

A brief video of a pump disassembly with acknowledgment of different pump parts during the process. For more information on water pumps and any questions please contact Flint & ...



### [How to do the disassembling a centrifugal pump](#)

Disassembling a centrifugal pump requires careful attention to detail to ensure that the pump is safely and properly taken apart. Here are the general steps




### **How To Pump Water Out Of A Pool? Learn The Best Techniques**

Cleaning and storing your equipment correctly will ensure longevity and the efficient operation of the pump and hose used in pumping water out of a pool. Follow these ...



### [How to Repair a Submersible Pump A Step by Step Guide](#)

In this comprehensive video tutorial, we'll walk you through the process of repairing a submersible pump step by step. Whether you're a DIY enthusiast or a p





### **Explain the working of a pumped-storage hydroelectric plant.**

Short Answer: A pumped-storage hydroelectric plant works by storing energy in the form of water. It has two reservoirs at different heights. During times of low electricity ...



### [How to Disassemble a Centrifugal Pump?](#)

This article will introduce the steps to disassemble the centrifugal pump, and provide some precautions in order to carry out the disassembly work correctly and effectively.

### [What is a Water Storage Tank and How Does It Work?](#)

A water storage tank holds clean water from your reverse osmosis system or other treatment systems. Pressurized storage tanks force water out on demand, while atmospheric tanks require a booster pump to supply pressure. Water storage tanks exist in a vast array of sizes, designs, and ...




### [Your Complete Guide to Maintaining Pump Systems](#)

Looking to extend the life of your pump systems and avoid costly pump and motor failures? Get our tips to create a Preventative Maintenance Plan.



### **Water Utility Pump Repair Help: Learn How to Fix It Yourself.**

Portable water utility pumps are often electrically powered and designed for the average business or homeowner. The devices in this category refer to utility pumps used for water removal, ...



## **Contact Us**

---

For catalog requests, pricing, or partnerships, please visit:  
<https://www.conrad.edu.pl>