

Structural composition of pressure accumulator





Overview

As shown in Figure 1, the accumulator is basically composed of four parts: the shell, the piston, high-purity nitrogen gas (or possibly a spring) above the piston, and the working oil connected to the system below the piston.

As shown in Figure 1, the accumulator is basically composed of four parts: the shell, the piston, high-purity nitrogen gas (or possibly a spring) above the piston, and the working oil connected to the system below the piston.

As shown in Figure 1, the accumulator is basically composed of four parts: the shell, the piston, high-purity nitrogen gas (or possibly a spring) above the piston, and the working oil connected to the system below the piston. The working process can be divided into two stages: energy storage and.

Abstract This chamber introduces very basic accumulator models for a mass loaded, a spring-loaded and a gas-loaded accumulator. Accumulators have two major functions in fluid power systems: firstly, accumulators are used to stabilise pressure; secondly, accumulators are used as energy storage. So.

Focus on hydraulic pressure fluctuations in traditional accumulators during energy storage and release, a spring-based constant pressure accumulator is proposed. The operational principle of the accumulator is analyzed, with the profile curve equation for the critical component derived and solved.

A hydraulic accumulator is a device in which potential energy is stored in the form of a compressed gas or spring, or by a raised weight to be used to exert a force against a relatively incompressible fluid[2]. They are used in fluid power systems to accumulate energy and to smooth out pulsations.

the depth of water reaches a certain level. In this paper, the structure and principle of the pressure compensated accumulator are analyzed, and lays a vital role in the subsea development. The accumulator which provides power for the operation of the valve actuator, is the key equipment of the.

In this paper, we design a constant pressure hydraulic accumulator (CPHA) using a cam mechanism which can maintain pressure in a constant value and



achieve a higher energy density. The structure design and mathematical models of the CPHA are presented. The eight design parameters of the CPHA are. What are accumulators used for in fluid power systems?

Accumulators have two major functions in fluid power systems: firstly, accumulators are used to stabilise pressure; secondly, accumulators are used as energy storage. So accumulators are for fluid power systems what capacitors are for electrical systems. Accumulators are constructed in various ways and with different means of energy accumulation.

What are the parts of an accumulator?

As shown in Figure 1, the accumulator is basically composed of four parts: the shell, the piston, high-purity nitrogen gas (or possibly a spring) above the piston, and the working oil connected to the system below the piston. The working process can be divided into two stages: energy storage and release.

What are accumulator models?

Abstract This chamber introduces very basic accumulator models for a mass loaded, a spring-loaded and a gas-loaded accumulator. Accumulators have two major functions in fluid power systems: firstly, accumulators are used to stabilise pressure; secondly, accumulators are used as energy storage.

How does pressure affect the accumulator?

When the system pressure increases, the pressure of the working oil also increases, pushing the piston upward, and the working oil in the system enters the accumulator (the volume increases to V_2) until a balanced state is reached, as shown in Figure 1b. At this time, the volume of working oil ($V_2 - V_1$) enters the accumulator for storage.

What is a hydraulic accumulator?

In hydraulic systems, an accumulator is a device that uses the principle of force balance to change the volume of working oil, thereby storing and releasing hydraulic energy.

How many Chambers does a piston pressure compensated accumulator have?

As shown in Fig. 3, the piston pressure compensated accumulator is composed of four chambers: a gas chamber, an oil chamber, a sea water chamber and a vacuum chamber. The



volume of the oil chamber and the vacuum chamber are zero and the volume of the seawater chamber reaches



Structural composition of pressure accumulator




[Hydraulic Accumulator Sizing Equations and Calculator](#)

Hydraulic Accumulator Sizing Equations and Calculator Hydraulic and Pneumatic Knowledge Most accumulators used within industry are limited to an operating ...

[The structure of high-pressure accumulator](#)

A high-pressure accumulator is a key component in hydraulic systems, designed to store hydraulic fluid under pressure for later use. Its structure typically comprises the ...



[The structure of high-pressure accumulator](#)


High-pressure accumulators are essential components in hydraulic systems, designed to store energy in the form of pressurized fluid. Here is an in-depth look at the ...

Design Parameters of Steam Accumulators for the Utilization ...

Supplementing this, the work described here focuses on steam accumulator operation from a supply perspective and based on this, the



derivation of relevant parameters for the steam ...



The structure of high-pressure accumulator

High-pressure accumulators are fundamental components in hydraulic systems, serving to store energy in the form of pressurized fluid or gas. Their structure typically ...

Evaluation of the structural integrity and fatigue life of a ...

Abstract: A hydraulic accumulator can dampen the sudden pressure shock, pulsation, and pressure spike in marine diesel engines. During the operation of a hydraulic accumulator, the ...



DBPIA-NURIMEDIA

The purpose of this study is to numerically investigate the structural safety and fatigue life for hydraulic accumulators under extreme pressure conditions. Structural and fatigue analysis ...



Pressure accumulators , HANSA-FLEX

Pressure accumulators are used as pressure compensation vessels and balance temperature-related changes in volume and pressure peaks in hydraulic systems. Acting as a buffer ...




Design and Optimization of a Constant Pressure Hydraulic ...

This paper presents a novel accumulator which achieves a constant hydraulic pressure using a split structure and a translating cam mechanism. The energy-balance equations of the uid and ...

Structural strength and fatigue analyses of large-scale underwater

By taking advantage of the hydrostatic pressure of deep seawater, the compressed hydrogen can be isobarically stored in underwater artificial energy storage ...



Development of a Polymer Composite Material with an Epoxy

Experience of structure development, manufacture, and testing of a pneumatic pressure shell accumulator with a volume of 25 dm³ is presented. A binder composition for ...



Pressure accumulator structure

This structure not only makes the system output stable speed and power, but also avoids the pressure shock in the main circuit caused by the release of the accumulator.




FLEXIBLE METAL ELEMENTS

Their surface area features a corrugated structure which is perpendicular to the cylinder axis. Because of this corrugated structure, the bellows are highly flexible during axial, lateral and/or ...

Structural strength and fatigue analyses of large-scale underwater

Section 2 details the structural composition and operation process of the designed accumulator. Afterward, the finite element model of the concrete accumulator is ...






The structure of high-pressure accumulator

High-pressure accumulators are vital components in hydraulic systems, storing energy in the form of pressurized fluid or gas. Their structure typically

Accumulator Types

Basic Working An accumulator mainly consists of a pressure vessel (shell) in which a fluid is held under pressure by a spring or a raised weight or a volume of compressed ...



Mechanism structure of the new accumulator.

In order to achieve instantaneous high power and improve the performance of the aircraft, a new scheme in which a new type of pressure boost accumulator was ...



Working principle of diaphragm accumulator

A diaphragm accumulator is a device used to store liquid or gas energy, and its working principle is based on the elastic deformation of the diaphragm. The following is the ...



The Role of Nitrogen in Hydraulic accumulator-BLOG-SAIVS

This article will deeply discuss the reasons why nitrogen is widely used in Hydraulic accumulator. This pressure-regulating feature is of paramount importance in ...



Discover the Key Types of Accumulators and Their Applications

Learn about the different types of accumulators, including bladder, piston, diaphragm, spring-loaded, and hybrid accumulators. Understand their features, operational ...



The working principle, structure and application of the accumulator

The structure of the accumulator The structure of the accumulator is divided into compression type and hydraulic type. Compression energy storage devices are made of one or ...





Design and Simulation Study of Spring-based Constant Pressure ...

Focus on hydraulic pressure fluctuations in traditional accumulators during energy storage and release, a spring-based constant pressure accumulator is proposed. The operational principle ...



RESEARCH ON PRESSURE COMPENSATED ...

In order to solve the problem of increased pressure and smaller effective volume caused by the increase of water depth, the pressure compensated accumulator compensate the hydrostatic ...

The structure of high-pressure accumulator

High-pressure accumulators are devices used in hydraulic systems to store and release energy, absorb shocks, and maintain pressure. The structure of a high-pressure ...



The structure of high-pressure accumulator

Understanding the structure and operation of high-pressure accumulators is crucial for their effective use and maintenance in hydraulic systems, ensuring reliability and ...



Contact Us

For catalog requests, pricing, or partnerships, please visit:
<https://www.conrad.edu.pl>