

# The energy storage spin mop is broken





## Overview

---

The easiest way to solve this problem is to loosen the locking mechanism by giving it a few spins counterclockwise. It'll allow the mop to start spinning again. If it doesn't solve the problem, the gear inside the wringer cap is probably broken and you'll need to get it replaced.

The easiest way to solve this problem is to loosen the locking mechanism by giving it a few spins counterclockwise. It'll allow the mop to start spinning again. If it doesn't solve the problem, the gear inside the wringer cap is probably broken and you'll need to get it replaced.

To fix a spin mop, first unplug the mop, then check if the mop head is securely attached to the handle. If not, reattach it firmly. If the mop head still spins poorly, remove the head and check if the spinner inside is stuck, remove any dirt or debris that might be blocking the spinner, then.

A spin mop is a useful cleaning tool that can help to clean your floors much more quickly and efficiently than traditional mops. However, if the spinning mechanism of your spin mop stops working correctly, you won't be able to take advantage of its full benefits. Fortunately, there are some simple.

This blog post will show you how to fix a spin mop bucket in just a few simple steps. We hope this information will help make your cleaning experience easier and more efficient. Keep reading to learn more. Summary: Fixing a spin mop bucket is not hard. Start by emptying the bucket and disassembling.

A spin mop is a fantastic cleaning tool, but like any appliance, it may encounter issues over time. Whether it's a broken pedal, a malfunctioning spin mechanism, or a leaky bucket, knowing how to troubleshoot and repair these problems can save you time and money. In this comprehensive guide, we'll.

A spin mop comes with a built-in wringing function that allows you to make it damp quickly by removing excess water. Here's a list of the most common problems that occur in spin mops. Spinning failure commonly occurs when the spinning mechanism of the mop is fully tightened. The easiest way to.



## The energy storage spin mop is broken

---



### Choosing Between Spin Mop and Flat Mop: Which Is Best for You?

In the realm of household cleaning tools, the choice between a spin mop and a flat mop can significantly influence the efficiency of your cleaning routine.

### How to Fix Spin Mop Not Spinning , 5 Easy Processes (2025)

A spin mop is a useful cleaning tool that can help to clean your floors much more quickly and efficiently than traditional mops. However, if the spinning mechanism of your spin ...



### [How to Fix Spin Mop Not Spinning , 7 Effective Ways ...](#)

Spin mops are becoming increasingly popular because they are easy to use and require less effort than traditional mops. A spin mop is a type ...

### [Shark Steam and Scrub Not Spinning: Easy Fixes to ...](#)

The mop usually needs you to select a specific steam setting for the brushroll to spin. If it doesn't turn on, try a different outlet or check if




the ...



### [7 Best Spin Mops in 2025 - Ultimate guide](#)

Discover the best spin mops for easy, efficient floor cleaning. Compare top-rated models with features like 360° rotation, and microfiber heads.



### **Nepal bato energy storage spin mop**

Are spin mops good for deep cleaning? Whether you need a whole-floor or spot-cleaning tool, spin mops are an affordable and easy-to-use cleaning solution. To help you find the right spin ...



### [Best spin mops, according to cleaning experts . CNN ...](#)

A mop is an essential home cleaning tool, but when it comes to choosing the right one for your needs, the options can be overwhelming. There ...





### [How to Fix Your Mop Bucket: A Step-by-Step Guide](#)

To fix a mop bucket, first, identify the issue, such as a loose handle or a cracked base. For a loose handle, tighten the screws that hold the handle in place or replace the ...



### **How to Fix Spin Mop Not Spinning , 5 Easy Processes (2025)**

By understanding and diagnosing these six causes of fixing spin mops not spinning, you can ensure that your spin mop is always working correctly. Make sure to ...

### [the energy storage spin mop is broken](#)

How To Fix A Spin Mop Bucket? [Easy Way To Fix] The spin mop handle often breaks, making it difficult for users to clean the floor. However, the spin mop stick repair is easy and does not ...



### [How to repair a broken spin mop bucket?](#)

Repairing a broken spin mop bucket doesn't have to be a difficult or expensive task. By following the tips in this blog, you can easily fix common problems like leaks, broken spin mechanisms, ...



### **Shark Steam and Scrub Not Spinning: Easy Fixes to Get It ...**

The mop usually needs you to select a specific steam setting for the brushroll to spin. If it doesn't turn on, try a different outlet or check if the power cord is damaged.




### **Amazon : Spin Floor Mop**

Electric Mop, AlfaBot WS-24 Cordless Spin Mop for Floor Cleaning, Lightweight & Rechargeable Floor Cleaner with Water Sprayer and LED Headlight for Hardwood and Tile Floors, White

### **Why does my O Cedar mop won't spin? Common causes and ...**

There can be various reasons why your O Cedar mop won't spin. The most common reasons may include a clogged or dirty mop head, a broken or worn-out spin ...






### Sunderlook Spin Mop with Bucket

2 ???· Price History Information You can check the price history of Sunderlook Spin Mop with Bucket- Deluxe System for Floor Cleaning - 360 Flexible Mop with Self Separation Dirty and ...

#### [How To Fix A Spin Mop Bucket? , Best safe ...](#)

If your spin mop bucket is not spinning, the first thing you should check is the condition of the drive belt. If the drive belt is damaged or broken, it will need to ...



#### [O-Cedar Spin Mop Handle Won't Extend or Lock \(Easy Fix\)](#)

If the O-Cedar spin mop handle won't lock, it does not mean it's broken. Nine times out of ten, the O-Cedar spin mop telescopic handle won't lock because you forgot to turn the handle ...

#### [5 Easy Steps to Master the O Cedar Spin Mop](#)

Uncover the easy cleansing revolution with the O Cedar Spin Mop! This revolutionary mop is designed to make your floor-cleaning routine a breeze, saving you time, ...



### O-Cedar Spin Mop Handle Won't Extend or Lock

...

If the O-Cedar spin mop handle won't lock, it does not mean it's broken. Nine times out of ten, the O-Cedar spin mop telescopic handle won't lock because ...



## Contact Us

---

For catalog requests, pricing, or partnerships, please visit:  
<https://www.conrad.edu.pl>