

Toro flex-force battery charger solid red light





Overview

The red light on your Toro 60V Battery Charger indicates that the charger is connected to a live power source and is ready to charge your battery. When the charging process begins, the green charging indicator will illuminate and the red standby light will turn off.

The red light on your Toro 60V Battery Charger indicates that the charger is connected to a live power source and is ready to charge your battery. When the charging process begins, the green charging indicator will illuminate and the red standby light will turn off.

If your Toro battery charger is blinking red, it means that the charger is not receiving enough power to charge the battery. This could be due to a number of reasons, including: The outlet you're using is not providing enough power. Try plugging it into a different outlet. There's something wrong.

SAVE THESE INSTRUCTIONS—This manual contains important safety and operating instructions for battery pack Models 88620, 88625, 88640, 88660, and 88675 and battery charger Models 88602, 88605, and 88610. Before using the battery charger, read all the instructions and cautionary markings on the.

If your Toro Flex Force Battery is not charging and your Toro Battery charger is blinking red, **THIS HAPPENED TO ME! TRY THIS!** . more Audio tracks for some languages were automatically generated. Learn more If your Toro Flex Force Battery is not charging and your Toro Battery charger is blinking.

What's going on with your Toro battery charger?

Flex Force batteries often show blinking red due to poor charging or battery degradation. A blinking red light on the Toro Flex Force charger usually indicates a charging error or battery fault. First, ensure battery terminals are clean and properly.

The charger shows a solid red, which indicates the batter is either too cold or too hot, which would support the fact that the snow blower stops running and



just beeps when I try to use it with this battery. (I don't have a spare). I keep the battery and charger in the house, and charge it inside.

battery pack is fully charged. Read all safety precautions. range; refer to Specifications (page 7). charge (LED indicators). 1. Ensure that the vents on the battery and charger are clear of any dust and debris. 2. Line up the cavity in the battery pack (Figure 2) with the tongue on the charger. 3. Can a Toro Flex Force battery pack charge other batteries?

This battery pack/charger is intended to be used by residential homeowners. Battery charger Models 88602, 88605, and 88610 are designed to charge Toro Flex-Force lithium-ion battery pack Models 88620, 88625, 88640, 88660, and 88675. They are not designed to charge any other batteries.

What does the red light on my Toro 60v battery charger mean?

It's an essential tool for any homeowner with a Toro 60V battery-powered lawn mower. But what does that little red light on the charger mean?

The red light on your Toro 60V Battery Charger indicates that the charger is connected to a live power source and is ready to charge your battery.

How long does it take to charge a Toro 60v battery?

The short answer is that it takes between 2 and 4 hours to charge a Toro 60V battery, depending on the type of charger being used. For example, if you're using a standard 120V charger, it will take closer to 4 hours to fully charge the battery. But if you upgrade to a 240V charger, you can cut that charging time down to just 2 hours.

Can I replace a Toro battery pack?

Replace the battery pack with a genuine Toro battery pack only; using another type of battery pack may cause a fire or explosion. Keep battery packs out of the reach of children and in the original packaging until you are ready to use them. These devices comply with Part 15 of the FCC rules.

What happens if a Toro battery pack is mistreated?

CAUTION—A mistreated battery pack may present a risk of fire or chemical burn. Do not disassemble the battery pack. Do not heat the battery pack above 68°C (154°F) or incinerate it. Replace the battery pack with a genuine Toro battery pack only; using another type of battery pack may cause a fire or



explosion.

Why is my Toro battery charger blinking red?

If you have a Toro battery charger and it's blinking red, there are a few things that could be going on. First, check to make sure the charger is properly plugged into an outlet. If it is, then the next thing to check is the connections between the charger and the battery. Make sure they are secure and free of any dirt or debris.



Toro flex-force battery charger solid red light



[Toro Flex-Force Power System 81805 Operator's Manual](#)

o Replace the battery pack with a genuine Toro battery pack only; using another type of battery pack may cause a fire or risk of injury. o Keep battery packs out of the reach of children and in the original packaging until you are ready to use

...

[How Do I Know When My Toro Battery is Fully Charged?](#)

When the Toro Flex-Force Battery Charger's solid red light is on, this indicates that the charger is charging the battery. The red light will remain on until the battery is fully ...



[Toro Flex-Force Power System 81805 Operator's Manual](#)

o Replace the battery pack with a genuine Toro battery pack only; using another type of battery pack may cause a fire or risk of injury. o Keep battery packs out of the reach of children and in

...



[Battery led indicator question : r/Snowblowers](#)

The charger shows a solid red, which indicates the batter is either too cold or too hot, which would support the fact that the snow blower stops running and just beeps when I try ...



[Battery led indicator question : r/Snowblowers](#)

The charger shows a solid red, which indicates the batter is either too cold or too hot, which would support the fact that the snow blower stops running and just beeps when I try to use it with this battery.



Is Your Toro Flex Force Battery Not Charging? Charger Blinking Red...

If your Toro Flex Force Battery is not charging and your Toro Battery charger is blinking red, THIS HAPPENED TO ME! TRY THIS! more



Toro Flex-Force Power System 60-Volt MAX Lithium-Ion Battery ...



4. To remove the battery pack, slide the battery backward out of the charger. 5. Refer to the following table to interpret the LED indicator light on the battery charger.





[How Do I Know When My Toro Battery is Fully Charged?](#)

When the Toro Flex-Force Battery Charger's solid red light is on, this indicates that the charger is charging the battery. The red light will remain on until the battery is fully charged.




Toro Flex-Force Power System 60-Volt MAX Lithium-Ion Battery Charger

4. To remove the battery pack, slide the battery backward out of the charger. 5. Refer to the following table to interpret the LED indicator light on the battery charger.

Flex-Force L324 Battery Not Charging? Expert Troubleshooting ...

A red blinking charger light on the Flex-Force L324 indicates charging errors or battery faults. First, clean and inspect battery terminals and charger contacts for corrosion or damage.




[Toro Flex Force Battery Charger Blinking Red Light](#)

??\$9?? A blinking red light on the Toro Flex Force charger usually indicates a charging error or battery fault. First, ensure battery terminals are clean and properly seated.



Flex-Force L324 Battery Not Charging? Expert Troubleshooting ...

??\$9?? A red blinking charger light on the Flex-Force L324 indicates charging errors or battery faults. First, clean and inspect battery terminals and charger contacts for corrosion or ...



[Toro Flex Force Battery Charger Blinking Red Light](#)

A blinking red light on the Toro Flex Force charger usually indicates a charging error or battery fault. First, ensure battery terminals are clean and properly seated.

[Why is My Toro Battery Charger Blinking Red?](#)

The red light on your Toro 60V Battery Charger indicates that the charger is connected to a live power source and is ready to charge your battery. When the charging ...





Interactive Manual

Charge the battery pack with only the battery charger specified by Toro. A charger suitable for 1 type of battery pack may create a risk of fire when used with another battery pack.

Contact Us

For catalog requests, pricing, or partnerships, please visit:
<https://www.conrad.edu.pl>