


Waterjet cutting energy storage tank leaking





Overview

Knowledgeable operators are the first line of defense against water jet cutting issues. Comprehensive training on machine operation, troubleshooting tips, and maintenance procedures empowers operators to detect and resolve minor issues before they require professional intervention.

Knowledgeable operators are the first line of defense against water jet cutting issues. Comprehensive training on machine operation, troubleshooting tips, and maintenance procedures empowers operators to detect and resolve minor issues before they require professional intervention.

Leakage in waterjet systems can significantly impact their performance and safety. Identifying the source of leaks is crucial for timely maintenance and repair. Damage to high-pressure water seals and hoops often leads to water leakage from the intensifier. A drip of water every few strokes.

Some of the most common problems are overstroking, water leaks, and short seal life (see Figure 1). Three other common problems with intensifier-based waterjet systems are hydraulic pressure failure, low water pressure, and hydraulic temperature overheating. 1. Overstroking It is normal for the.

Why is my valve body leaking from my waterjet cutting head?

Take a look at this video for tips and tricks. On/Off Valve parts for Flow:
<https://henncowaterje>.

Waterjet cutting is an innovative and versatile manufacturing process that uses a high-pressure stream of water, often mixed with abrasive particles, to cut through a wide range of materials with unparalleled precision. This technology has revolutionized the manufacturing landscape, offering a.

Waterjet cutting is a popular and versatile technique used for precision cutting across a wide range of materials, from metals and ceramics to plastics and glass. Although waterjet cutting offers numerous benefits, it can also present some challenges during the cutting process. In this article, we.



Check weep hole on end bell and end cap of intensifier to see if there is leak of oil or water. If leak water, It is time to replace the HP seal. If leak oil, need to change the LP seal. e. Check if inlet check valve working properly. If not working, waterjet will return to the low pressure side.



Waterjet cutting energy storage tank leaking



what to do if your water tank is leaking , Quick and ...

Fill the tank with water and inspect it for any signs of water escaping. If the tank is still leaking, repeat the welding process or consider ...

How Energy Storage Tanks Work: From Hydraulic Systems to Cutting ...

Why Energy Storage Tanks Are the Unsung Heroes of Modern Industry Ever wondered how factories maintain steady hydraulic pressure or how water jets cut through steel like butter? ...



Understanding the Waterjet Cutting Process: A Step-by-Step Guide

In abrasive waterjet cutting, this high-speed water jet also carries abrasive particles, which are accelerated by the water's velocity, enhancing the cutting power. This ...

[Waterjet cutting: a safe technique to open storage tanks](#)

Maintenance of storage tanks in the energy industry carries inherent risks, especially when cutting structural metal parts is required. Carl



Bracken, Vice President of ...




Safe-CutAbout Safe-Cut Cold Cutting, mobile hydro-jet cutting, ...

Based in Kilgore, Texas, Safe-Cut is a service offered by Mass Technology Corporation, provider of precision mass measurement leak detection for above (AST) and underground (UST) fluid ...



[5 Tips for waterjet preventative maintenance](#)

5 Tips for waterjet preventative maintenance
Operating an abrasive waterjet, like most machine tools, requires a certain amount of maintenance. However, because this cutting process ...



[7 Common Waterjet Cutting Problems and Solutions](#)

In this article, we will discuss common waterjet cutting problems and their solutions, helping you to optimize your processes and achieve the best possible results.





[Waterjet Cutting Advantages and Disadvantages](#)

...

How Waterjet Cutting Works - A Quick Overview
Understanding the working mechanism behind waterjet cutting is critical to understanding both

...



[Mass Technology Corporation , Waterjet Cutting](#)

Storage tank leak detection using our mass measurement system is less costly and safer than conventional leak testing methods, and more precise.

[Pressure casting 2.0: , C& I Energy Storage System](#)

The Article about Pressure casting 2.0:Energy Storage Pressure Range: Why It Matters and How to Optimize It Let's cut to the chase: if energy storage systems were rock bands, pressure ...



[Waterjet Cutting Troubleshooting: Part Quality Guide](#)

Troubleshooting guide for waterjet cutting machines. Learn to diagnose and fix part quality issues related to abrasive flow, settings, and leaks.



What are The Components of a Water Jet Cutter: 28 Parts and ...

5 ???· In a water jet cutting system, the drainage system often includes a catch tank or catcher tank, which captures the used water and abrasive material. This system helps maintain ...



[Waterjet Cutting Maintenance, Troubleshooting, and ...](#)

Maximize the performance of your waterjet cutting system with this comprehensive guide to maintenance, troubleshooting, and optimization. ...



Cold Cutting

SYGMA single-pass cold cutting using ultra-high pressure water jet technology for cutting storage tank floors, pipeline, side-shells etc. Cold cutting enables to carry out removal and modification ...





REMOTE-CONTROLLED WATER JET CUTS ACCESS HOLE IN RADIOACTIVE STORAGE TANK

Richland, WA - Water jet contractor AK Services made history recently by cutting the largest-ever access hole in an active US Department of Energy radioactive waste storage ...

[Trouble with Your Waterjet? Check Out These](#)

While they are a dependable alternative to laser or plasma cutting equipment, everyday wear and tear and improper maintenance can lead to a few common ...



What is Waterjet Cutting: Process, Advantages, Applications

Waterjet cutting is a non-traditional machining process type that uses high-pressure water to cut materials. This process involves directing a stream of water, sometimes ...

The Ultimate Guide to Waterjet

The Modern Waterjet Waterjet cutting technology is one of the fastest growing major machine tool processes in the world. There are virtually no limits to what waterjets can cut, which is why ...



[Six tips for waterjet troubleshooting and repair](#)

Learn six of the most common waterjet problems and how most of them can be quickly resolved with some simple waterjet troubleshooting. Read ...



[KMT Waterjet Abrasive Storage Hoppers and ...](#)

KMT Waterjet abrasive storage hoppers and garnet metering systems protect garnet or grit in cutting metal, stone, tile, or marble, and cutting composites to ...



[Water Jet Pump Maintenance Series - Part 5: ...](#)


In part 5 of our maintenance training series, we'll cover how to rebuild and/or repair the Omnijet II cutting head for Jet Edge Waterjet Cutting Systems.





How To Repair A Leaking Plastic Water Storage Tank By Yourself?

Repairing your plastic water storage tank, by yourself will be the best option. With the help of the following guidelines, you can repair the leakage area of your plastic water storage tank.



7 Common Waterjet Cutting Problems and Solutions

Waterjet cutting is a popular and versatile technique used for precision cutting across a wide range of materials, from metals and ceramics to plastics and glass. Although ...

Contact Us

For catalog requests, pricing, or partnerships, please visit:
<https://www.conrad.edu.pl>